


Heat Pump Stand Assembly

HTPS-1500


Follow the instructions in the order shown to successfully assemble the stand and mount the pump to it. A ½" wrench and "Philips" cross-head screwdriver are needed.




1
Insert pole firmly in base



2
Add cradle (optional)



3
Add cross plate, insert bolt




4
Tighten bolt



HTP-1500 with Stand



5
Align pump with cross plate



6
Insert mounting screws (4)



7
Tighten with screw driver